

NEW**COMPACT MODEL!****GSIM_s + T-type adaptor****Medium/Large Capacity Fine Mist Nozzles****GSIM_s series****FEASURES**

Pneumatic nozzle with spray capacity from 30L/hr to 1000L/hr under air-water ratio 150.

Easy maintenance by simple structure and compact body.

Available in spray angles of 20° or 60°, and in 6 spray capacity types.

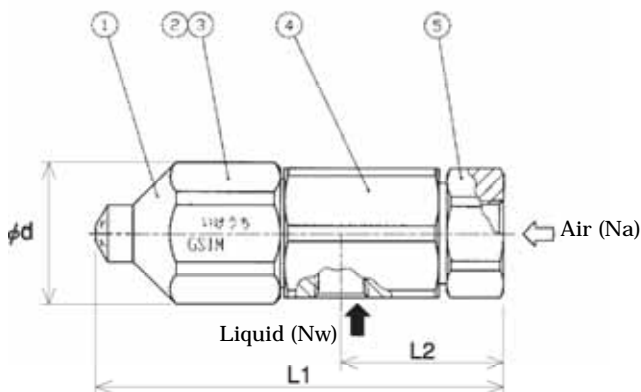
APPLICATIONS

Cooling: Gas, Moldings, Refractory

Moisture control: Gas, Concrete

Combustion: Oil, Waste water etc

Dust suppression: Recycle plant, Feedstock yard, Foundry, Steel companies

STRUCTURE, MATERIALS AND PIPE CONNECTION SIZES**Components and materials**

No.	Component	Standard Material
	Nozzle Tip	SUS316L
	Nozzle Core	SUS316L
	Whirler	SUS316L
	Nozzle Adaptor	SUS303
	Air Connection	SUS303

Dimensions

Spray Angle	Spray Capacity Code	Pipe Conn. Size		Outer Dia. Φd (mm)	Total Length	Length L2 (mm)	Free Pass.Dia.
		Air (Na)	Liquid (Nw)				
20,60	37	BSPT3/8	BSPT3/8	35	100	40	1.7 (1.9)
	55						2.0 (2.2)
	75	BSPT1/2	BSPT1/2	45	120	42	2.4 (2.7)
	110						3.2 (3.2)
	150	BSPT3/4		50	140	44	3.7 (3.8)
	220						4.4 (4.5)

* Free passage diameter in () shows that of GSIM_s with spray angle of 20°

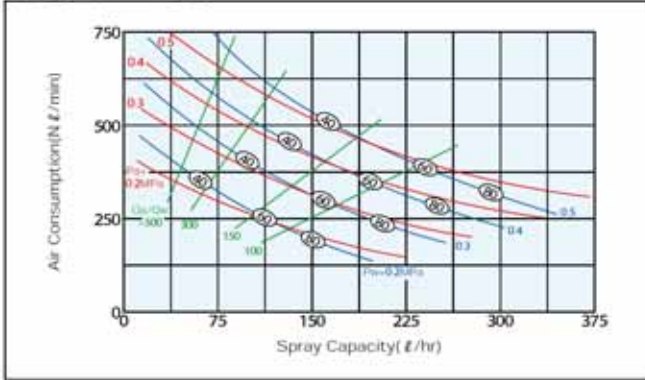


"The Mist Engineers"

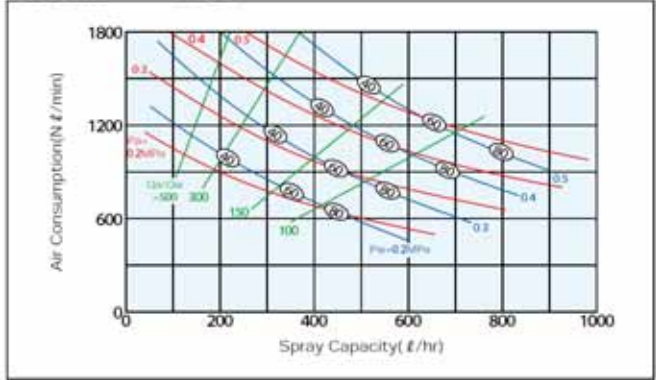
H. IKEUCHI & CO., LTD.

FLOW-RATE DIAGRAM

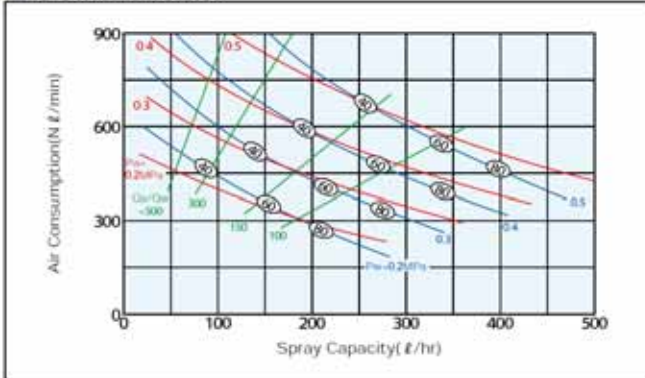
■ GSIM**37S



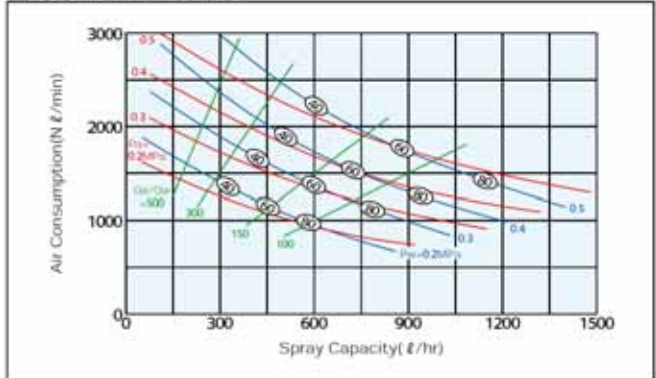
■ GSIM**110S



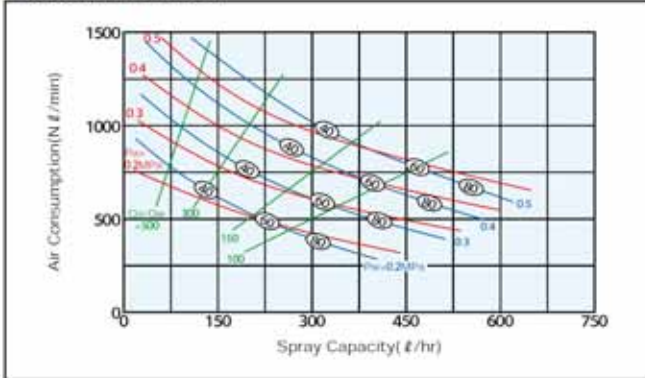
■ GSIM**55S



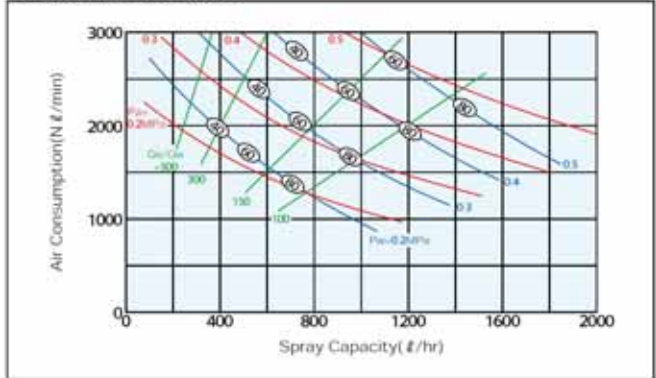
■ GSIM**150S



■ GSIM**75S

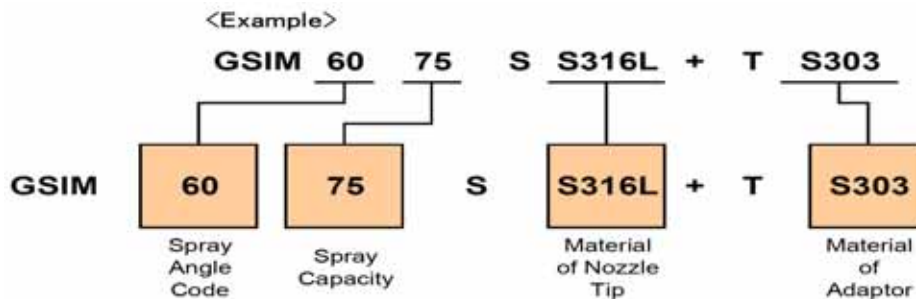


■ GSIM**220S



How to inquire / order

Please inquire or order for a specific nozzle using this coding system.



"The Mist Engineers"
H. IKEUCHI & Co., LTD.

Overseas Division: Daiichi Kyogyo Bldg., 1-15-15, Awaza, Nishi-ku, Osaka 550-0011 Japan

Tel: +81-6-6538-4015 Fax: +81-6-6538-4022

e-mail: overseas@kirinoikeuchi.co.jp URL: <http://www.kirinoikeuchi.co.jp/eng/>