

Steam-Driven Nozzles

JOKIJet® series Nozzles

Patented



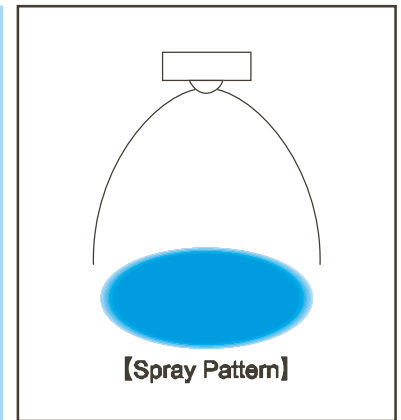
- JOKIJet® series uses steam instead of compressed air to atomize liquid. The world's first steam-driven pneumatic spray nozzle.
- Great savings on running costs realized by utilizing steam from an existing boiler facility.

Contents

JOKIJet® series Steam-Driven Nozzles	p.85
---	------

Features

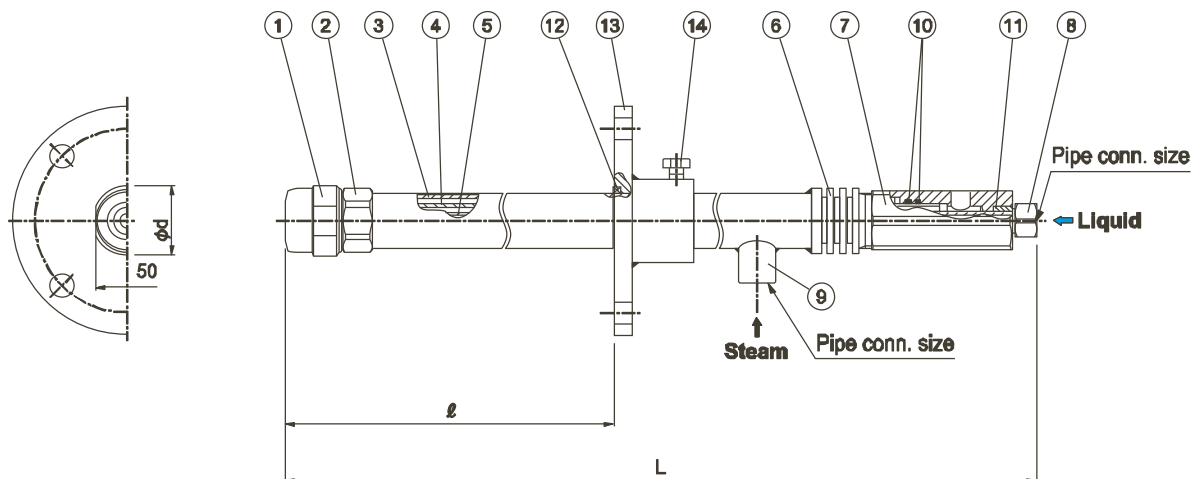
■ Innovative pneumatic nozzles using steam instead of compressed air to produce fine (semi-fine) atomization.



Applications

- Cooling: Gas
- Moisture control: Gas, paper, cardboard
- Chemical reaction: Denitration

Structure & Materials



■ Components and materials

No.	Component	Standard Material
①	Nozzle Body	S316L
②	Nozzle Adaptor	S316L
③	Outer Pipe	S316LTP
④	Inner Pipe	S304TP
⑤	Inner Pipe	S304TP
⑥	Fln	S304
⑦	Joint	S304
⑧	Liquid Socket	S304
⑨	Steam Socket	S304
⑩	O-ring (P-26)	FKM
⑪	O-ring (P-12.5)	FKM
⑫	Packing	Ceramic fiber + Stainless steel wire
⑬	Flange	S304
⑭	Bolt (M12)	S304

■ Dimensions

Spray Capacity Code	Pipe Conn. Size		Outer Diameter ϕd (mm)	Free Passage Diameter (mm)	
	Steam	Liquid		Steam	Liquid
15	1/2F	1/2F	55	0.8	1.3
37				1.6	1.6
75				2.8	2.7
150				4.0	4.0

■ Nozzle length

Type	Total Length L (mm)	Length l (mm)	Mass (kg)*
A	720	300~400	5.4
B	920	400~600	6.5
C	1120	600~800	7.7
D	1320	800~1000	8.8

*Mass of flange is not included.

Flow-rate Diagram

How to read the chart

- ① The spray capacity shown is for one nozzle.
- ② Red lines (—) represent steam pressures P_s in MPa.
- ③ Blue lines (—) represent liquid pressures P_w in MPa.
- ④ Figures in ovals (○) indicate Sauter mean droplet diameters (μm) measured by the Immersion Sampling Method.

Note: Data shown in the diagrams are based on saturated steam.

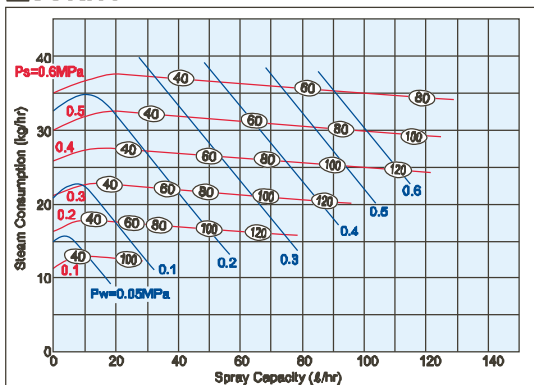
Technical Advice

To control the spray out of the JOKIJet® nozzles, control by steam pressure and spray capacity is recommended.

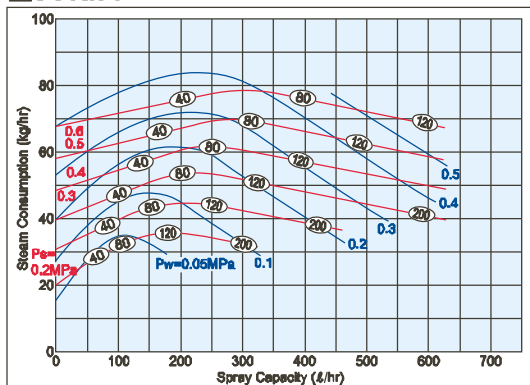
Attempts to control the spray by controlling the steam pressure and liquid pressure may not allow stable spray control.

For more details on JOKIJet® spray control, please contact a sales representative.

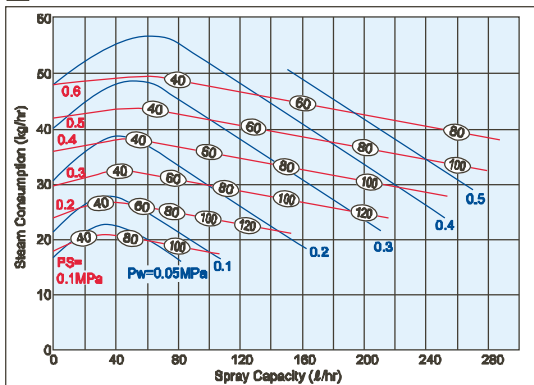
JOKI15



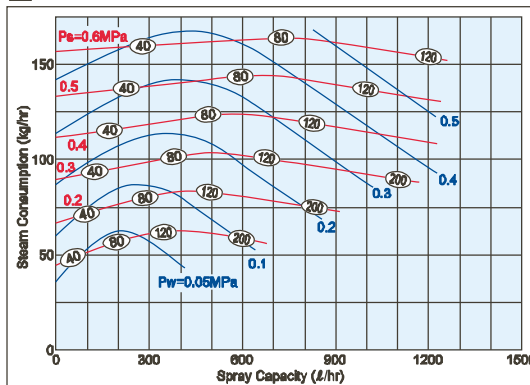
JOKI75



JOKI37



JOKI150



How to order

Please inquire or order for a specific nozzle using this coding system.

<Example> JOKI15 A S316L + 2*1/2T10S304(l)

JOKI

15

Spray Capacity Code

- 15
- 37
- 75
- 150

A

Nozzle Length

- A
- B
- C
- D

(See p.85)

S316L +

2*1/2T10

Flange Size

S304

(l)

Length between the nozzle head and flange